

An Impact of Remedial Instructional Package on the Academic Achievement of Learning Disabled Secondary School Students with respect to Gender and Type of Schools

¹ SMT.SHARADHABAI M MANAMI

Research scholar
Dept of Education
KSAW University vijayapur

Email.sharadasanjeev99@gmail.com

² Prof .B.L.LAKKANVAR

Research Guide
Dept of Education
KSAW University vijayapur

Abstract: The aim of the study was to find out the Impact of remedial Instructional package on the Academic Achievement of secondary school students with respect to Gender and Type of schools. Accordingly, 120 students 60 Boys and 60 Girls were taken as a sample from different schools of Vijayapura District. Self prepared Instructional package was taken by the Researcher and it was found that the above variables show insignificant impact on Academic Achievement of secondary students with respect to gender and Type of Management.

1. INTRODUCTION:

Learning disability is a general term to a heterogeneous group of disorder manifested by significant difficulties in the acquisition and use of listening, speaking, reading, writing, reasoning, or mathematical abilities. These disorders are intrinsic to the individual, presumed to be due to central nervous system dysfunction, and may occur across the life span.

2. OBJECTIVES:

- To study the difference between boys and girls with respect to the instructional package of learning disabled students on their academic achievements.
- The study the effect of instructional package on academic achievement of learning disabled students from Government, Aided, and Unaided schools.

2.1 Hypothesis

- There exists no significant difference between the mean of instructional package scores of boys and girls with respect to learning disabilities of secondary school students.
- There exists a significant difference of mean scores of instructional package among the Government, aided and unaided secondary school students with respect to learning disabilities of secondary school students.

3. METHODOLOGY:

3.1 Sample

The study was carried out from 18 secondary school students of Rural and Urban Areas on a final sample of 120 secondary school students, from Government, Aided, and Unaided secondary school in Vijayapura District.

3.2 Tools used

Self Prepared tool was used for the investigation of the study.

3.3 DATA COLLECTION

Method of Data Collection

To collect the necessary data required for the study, the research investigator visited the secondary schools of Vijayapur City. The Researcher took class for 9th standard and divided the pupils into two groups namely the control group and the experimental group and administered a pre test in English for each method. After this the research investigator prepared 12 lesson plans based on different methods of teaching for different units in English lessons. She

taught the lessons to the students by using conventional method of teaching to the control group and by employing different methods of teaching like, Experimental method and Structure-function methods of teaching to the experimental group. Finally after teaching all the 12 lessons, the researcher conducted a post test for each method to the students who acted as the control group and experimental group. Then the marks of the pre-test and post-test of both the control and experimental groups were obtained, tabulated and were analyzed.

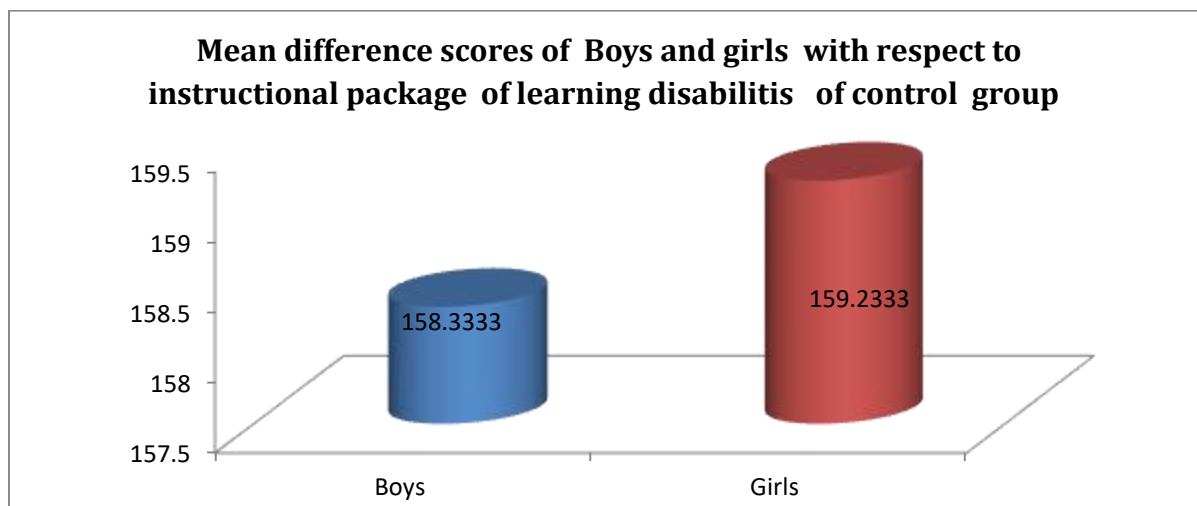
4. Analysis and Interpretation:

- The 1st objective of the study was concerned with the study of the difference between boys and girls with respect to the instructional package of learning disabled students on their academic achievements. Accordingly the Gender of 60 students (30 Boys and 30 Girls) was taken into account and statistical analysis was done.

TABLE- 1

Mean SD and t-value for the difference in the instructional package scores of control group between boys and girls with respect to learning disabilities secondary school students.

Group	Mean	SD	t-value	Df	Sign
Boys	158.3333	16.02225	.252	58	N S
Girls	159.2333	11.20555			

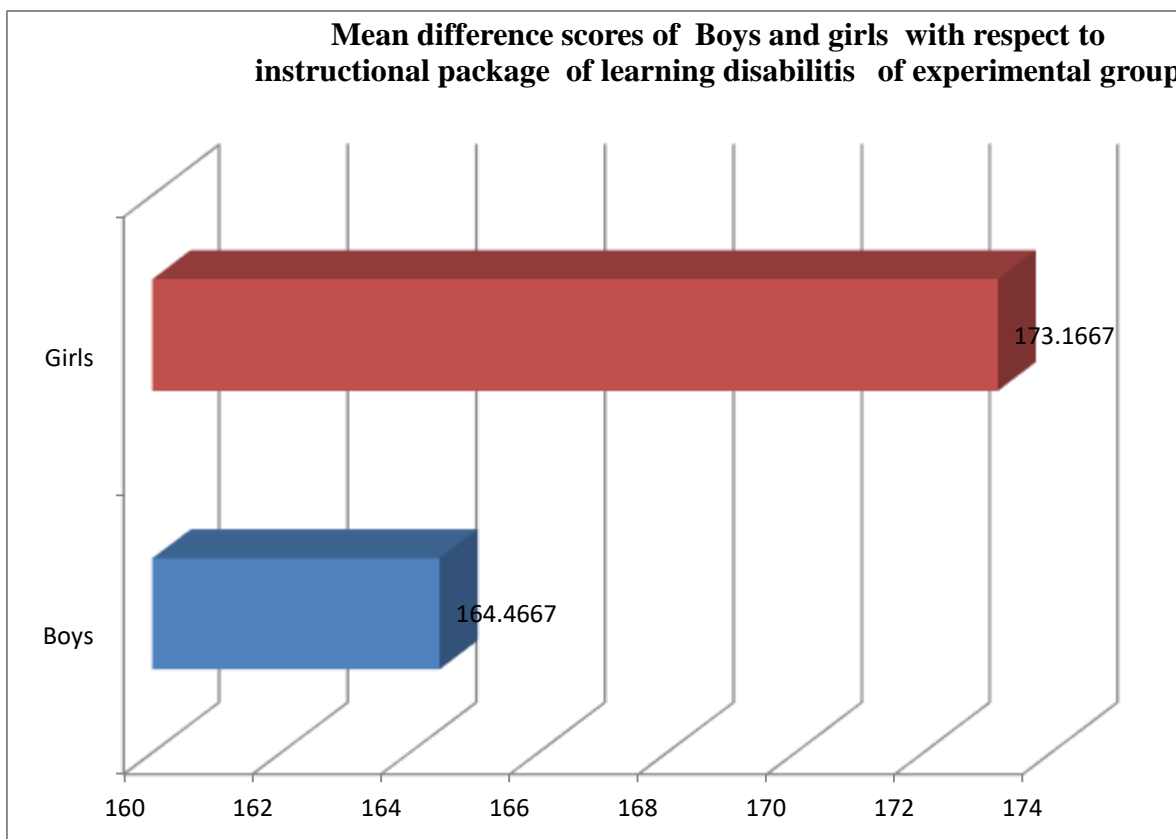


As shown in the Table 1. ‘t’ value for the difference of instructional package mean scores of control group between boys and girls of secondary school students with respect to their learning disabilities is 0.252. This calculated value is not significant at both the levels i.e. 0.01 and 0.05 as well. Therefore, it could be interpreted that there is no significant difference in the instructional package mean scores of control group between boys and girls of secondary school students. The mean scores of boys and girls are 156.6167 and 158.8000 and their standard deviation are 14.65431 and 13.87205 i.e. boys and girls students are almost similar mean scores with respect to their learning disabilities. Thus, the Hypothesis stating, “There exists no significant difference between the mean of instructional package scores of boys and girls with respect to learning disabilities of secondary school students” was retained. It can be concluded that learning disabilities scores of control group between boys and girls of secondary school Students are not significant.

TABLE- 2

Mean, SD and t-value for the difference in the instructional package scores of experimental group between boys and girls with respect to learning disabilities of secondary school students.

Group	Mean	SD	t-value	Df	Sign
Boys	164.4667	16.51485	2.346	58	S
Girls	173.1667	11.82366			



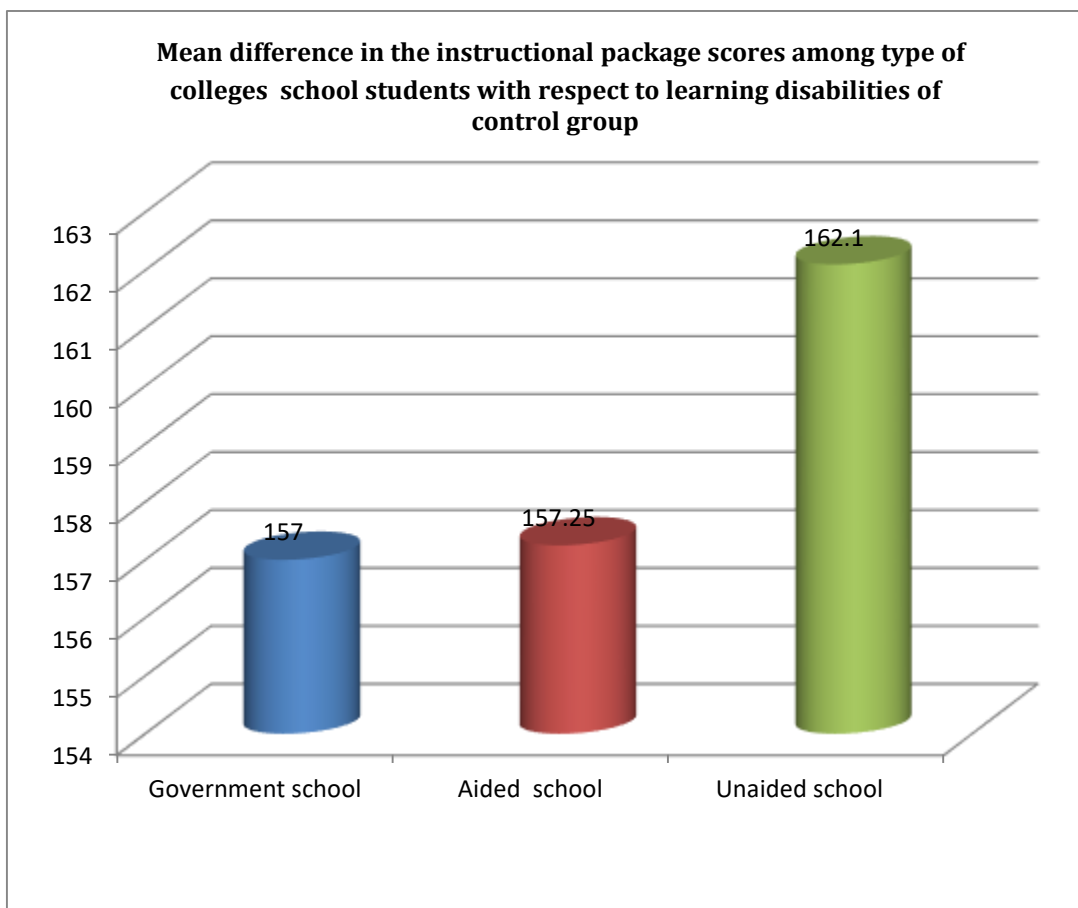
As shown in the Table 2, ‘t’ value for the difference of instructional package mean scores of experimental group between boys and girls of secondary school students with respect to their learning disabilities is 2.346 This calculated value is significant at both the levels i.e. 0.01 and 0.05 as well. Therefore, it could be interpreted that there is a significant difference in the mean of instructional package scores of experimental group between boys and girls of secondary school students. The experimental group mean scores of boys and girls are 164.4667 and 173.1667 and their standard deviation are 16.51485 and 11.82366 i.e. boys and girls students have different mean scores with respect to their learning disabilities. Thus, the Hypothesis stating, “There exists a significant difference in instructional package mean scores between boys and girls of experimental group with respect to learning disabilities of secondary school students” was accepted and alternative hypothesis is rejected. It can be concluded that learning disabilities mean scores of experimental group between boys and girls are significant and different among secondary school students.

- The Type of school mentioned as objective 2 was taken into account. The study the effect of instructional package on academic achievement of learning disabled students from Government, Aided, and Unaided schools was taken into account and statistical analysis was done.

TABLE -3

Mean, SD and t-value for the difference in the instructional package scores of control group among type of colleges (Government Aided and unaided) school students with respect to learning disabilities.

Group	Mean	SD	Sum of Squares	df	Mean Square	F-value	P	Rem
Government school	157.0000	10.43779	330.633	2	165.317	.875	.422	N S
Aided school	157.2500	15.43364	10767.550	57	188.904			
Unaided	162.1000	14.81784	11098.183	59				
Total	158.7833	13.71513						

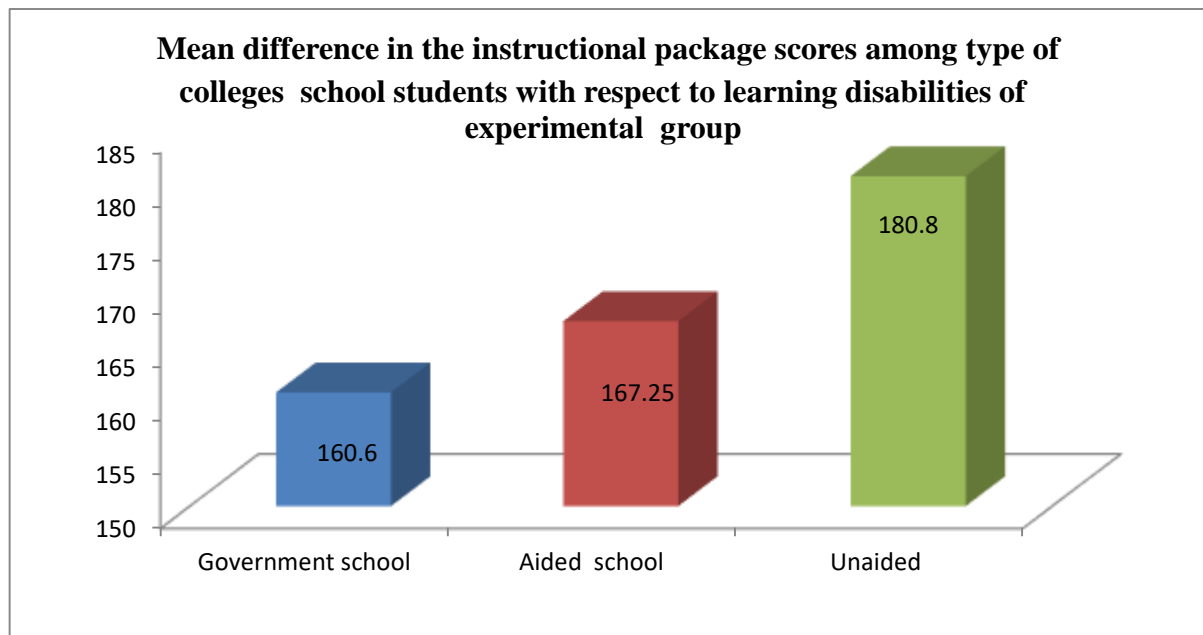


As shown in the above Table -3, 't' value for the difference of instructional package mean scores of control group between among the Government, aided and unaided secondary school students with respect to their learning disabilities is 0.061. This calculated value is not significant at both the levels i.e. 0.01 and 0.05 as well. Therefore, it could be interpreted that there is no significant difference in the mean of instructional package scores of control group among the Government, aided and unaided secondary school students. The mean scores of Government, aided and unaided secondary school students are 157.0000, 157.2500 and 162.1000 and their standard deviation are 10.43779, 15.43364 and 14.81784 i.e. Government, aided and unaided secondary school students are almost similar mean scores with respect to their learning disabilities. Thus, the Hypothesis stating, "There exists no significant difference of mean scores of instructional package among the Government, aided and unaided secondary school students with respect to learning disabilities of secondary school students" was retained. It can be concluded that learning disabilities scores of control group are not significant among the Government, aided and unaided secondary school students.

TABLE -4

Mean, SD and t-value for the difference in the instructional package scores among type of colleges (government. Aided and unaided) school students with respect to learning disabilities of experimental group.

Group	Mean	SD	Sum of Squares	df	Mean Square	F-value	P	Rem
Government school	160.6000	24.44414	4239.100	2	2119.550	7.114	.002	S
Aided school	167.2500	12.59020	16981.750	57	297.925			
Unaided	180.8000	11.73658	21220.850	59				
Total	169.5500	18.96511						



As shown in the Table-4, 't' value for the difference of instructional package mean scores of experimental group among the Government, aided and unaided secondary school students with respect to their learning disabilities is 7.114 This calculated 't' value is significant at both the levels i.e. 0.01 and 0.05 as well. Therefore, it could be interpreted that there is significant difference in the mean of instructional package scores of experimental group among the Government, aided and unaided secondary school students. The mean scores of Government, aided and unaided secondary school students are 160.6000, 167.2500 and 180.8000 and their standard deviation are 24.44414, 12.59020 and 11.73658. i.e. Government, aided and unaided secondary school students are almost similar mean scores with respect to their learning disabilities. Thus, the Hypothesis No 10 stating, "There exists a significant difference of mean scores of instructional package among the Government, aided and unaided secondary school students with respect to learning disabilities of secondary school students" was accepted and alternative hypothesis is rejected. It can be concluded that learning disabilities scores of experimental group are significant among the Government, aided and unaided secondary school students. It is more in case of unaided secondary school students than others.

5. FINDINGS:

- There exists no significant difference between the mean of instructional package scores of boys and girls with respect to learning disabilities of secondary school students.
- There exists a significant difference of mean scores of instructional package among the Government, aided and unaided secondary school students with respect to learning disabilities of secondary school students.

REFERENCES:

1. Dr. P.K. Sudheesh Kumar and Dr. C. M. Bindhu (2002), Instructional Learning Strategies and Cognitive Entry Behavior.
2. Dr. Manju Pandey (2003), Learning Disabilities in Primary School Children.
3. Dr. B. L. Lakkannavar (2012), Organizational Climate in Relation to Teacher Efficiency and Achievements of students.
4. R.J.P.S.S. Review Journal of Philosophy and Social Science (Val-42 No.1, 2017)
5. Ames L.B. (1979), Learning disabilities Time to and check our road maps journal of learning disabilities. 10,325-340.
6. Kimberly V Hale (2012), Meridian a School Computer Technologies Journal.