

# A study of review on Edge and Object Detection Methods

**Dr. V. GANESH BABU**

Assistant Professor, Department of Computer Science,  
Government College for Women, Maddur, Mandya (DT) - 571 428, Karnataka  
Email - [vgbzone@gmail.com](mailto:vgbzone@gmail.com)

**Abstract:** *In this paper, the overview of the Edge and Object Detection Methods are surveyed. Feature selection and extraction is the pre-processing step of Edge and Object Detection. Obviously this is a critical step in the entire scenario of Image Mining. Our approach to mine from Images –is to extract patterns and derive knowledge from large collection of images, deals mainly with identification and extraction of unique features for a particular domain. Though there are various features available, the aim is to identify the best features and thereby extract relevant information from the images using different image retrieval methods. Various methods for extraction are used in this paper. Content Based Image Retrieval is the popular image retrieval method by which the target image is to be retrieved based on the useful features of the given image. In this paper, the concepts of Content Based Image Retrieval and Image mining have been combined and a new clustering technique has been introduced in order to increase the speed of the Edge Detection method. This paper presents a survey on various edge detection methods that were proposed earlier in literature.*

**Index Terms:** *Image Retrieval Methods, Image Features, Edge and Object Detection, CBIR.*

## 1. INTRODUCTION:

The World Wide Web is regarded as the largest global image repository. An extremely large number of image data such as satellite images, medical images, and digital photographs are generated every day. These images, if analyzed, can reveal useful information to the human users. Unfortunately, there is a lack of effective tools for searching and finding useful patterns from these images. Image mining systems that can automatically extract semantically meaningful information (knowledge) from image data are increasingly in demand.

The fundamental challenge in image mining is to determine how low-level, pixel representation contained in a raw image or image sequence can be efficiently and effectively processed to identify high level spatial objects and relationships. The popular amongst them are Features based on color, Features based on texture and Features based on shape. Content-based means that the search analyzes the actual contents of the image. The term content in this context might refer to colors, shapes, textures, or any other information that can be derived from the image itself.

### 1.1 PREPROCESSING

Image pre-processing is the name for an operation on images at the lowest level of abstraction whose aim is an improvement of the image data that suppress undesired distortions or enhances some image features important for further processing. It does not increase image information content. Its methods use the considerable redundancy in images. Image pre-processing tool, created in Mat Lab, realizes many brightness transformations and local pre-processing methods.

### 1.2 FEATURE EXTRACTION

Feature Extraction involves reducing the amount of resources required to describe a large set of data. When performing analysis of a complex data one of the major problems stems from the number of variables involved. Analysis with a large number of variables generally requires a large amount of memory and computation power or a classification algorithm which over fits the training sample and generalizes poorly to new samples. Feature extraction is a general term for methods of constructing combinations of the variables to get around these problems while still describing the data with sufficient accuracy. Feature transformation is a group of methods that create new features (predictor variables). The methods are useful for dimension reduction when the transformed features have a descriptive power that is more easily ordered than the original features. In this case, less descriptive features can be dropped when building models.

### 1.3 MINING

Image Mining is focused on extracting patterns, implicit knowledge and image data relationship or patterns which are explicitly found in the images from databases or collections of images. Some of the methods used to gather

knowledge are: image retrieval, data mining, image processing and artificial intelligence. These methods allow Image mining to have two different approaches. First, is to extract only from databases or collections of images, and second, dig or mine a combination of associated alphanumeric data and collection of images.

#### 1.4 INTERPRETATION AND EVALUATION AND KNOWLEDGE DISCOVERY

After mining, patterns are obtained and these patterns finally evaluate and interpret the knowledge that is required. The knowledge retrieved can be used by individual or organization for various purposes to make predictions and profitable output further.

#### 2. EDGE DETECTION :

Segmentation refers to the process in which an image is subdivided into constituent regions or objects. These objects can be further processed or analyzed for the extraction of quantitative information. Shape of an image describes more or less each and every object presented in an image. Edge extracted from an image tells us about the full content of an image. The Prewitt filter and the Sobel filter belong to a class of filters called ‘first-derivative’ filters, which essentially calculate the slope of grayscale intensities in an image in a given direction. They give a maximum value (or minimum value) at regions with discontinuities in grayscale values and are frequently used in edge detection. There are various techniques of edge detection available i.e. Prewitt method (Fig a), Sobel method (Fig b) and Robert method (Fig c). One way to find boundaries of objects is to detect discontinuities in intensity values at the edge of a region. These discontinuities can be found by calculating the first and/or second order derivatives of an image.

The first derivative of choice in image processing is the gradient, defined as the vector:

$$gradf = [G_x \ G_y]$$

Where  $G_x = df/dx$  and  $G_y = df/dy$  are the partial derivatives in the horizontal and vertical directions of the image. The magnitude of this vector is

$$|grad f| = (G_x^2 + G_y^2)^{1/2}$$

The gradient vector points in the direction of steepest ascent. The angle of steepest ascent is given by:

$$a(x, y) = \tan^{-1}(G_y/G_x)$$

Roberts  $G_x = X_8 - X_6$

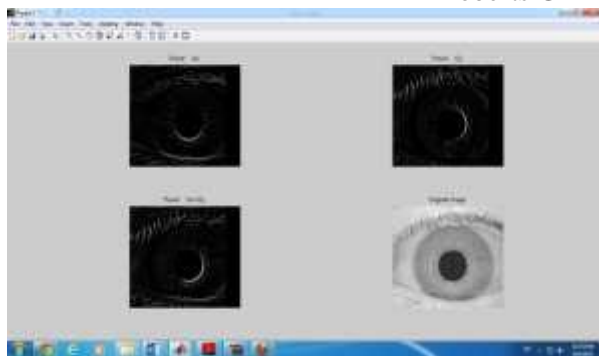


Fig. a) Prewitt Method

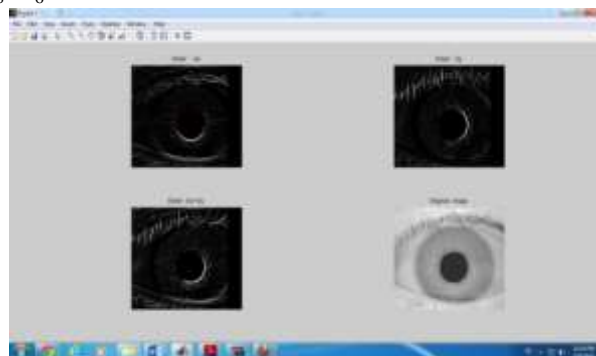


Fig. b) Sobel Method

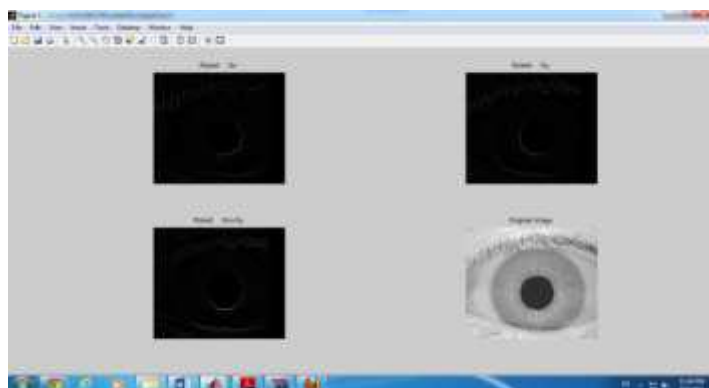


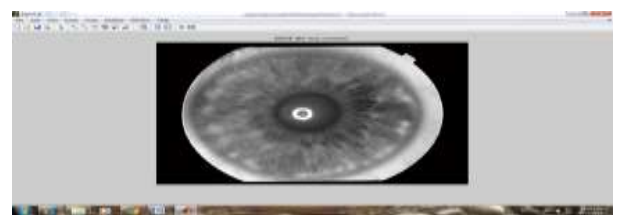
Fig. c) Robert Method

### 3. OBJECT RETRIEVAL

The ability to retrieve by shape is perhaps the most obvious requirement at the primitive level. Unlike texture, shape is a fairly well-defined concept – and there is considerable evidence that natural objects are primarily recognized by their shape. A number of features characteristic of object shape (but independent of size or orientation) are computed for every object identified within each stored image. Object recognition has been an active research focus in field of image processing. Object recognition system finds objects in the real world from an image. This is a major task in image mining. Machine learning and meaningful information extraction can only be realized when some objects have been identified and recognized by machine. In this paper, the objects of eye images are extracted using canny edge detection method. The Canny Edge Detection block finds edges by looking for the local maxima of the gradient of the input image. It calculates the gradient using the derivative of the Gaussian filter. The canny method uses two thresholds to detect strong and weak edges. It includes the weak edges in the output only if they are connected to strong edges. The following diagram shows the data types used in the Edge Detection block for fixed-point signals.



a) *Input Eye Image*



c) *Gray Conversion*



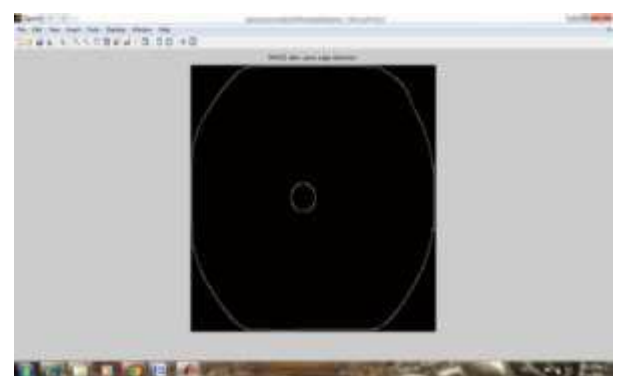
b) *Deleting Extra Portiions*



d) *Image after resize*



e) *Image After Histogram Equalization*



f) *Object Detection using Canny Method*

### 4. CONCLUSION:

This review paper presents a survey on various image retrieval methods that was proposed earlier by researcher. This overview of image retrieval focuses on image retrieval implementations, usability and challenges. It also delivers conceptual overview of methodology. Image retrieval is an expansion of Image mining in the field of image processing. Future investigations that are discussed may be implemented in the area of image mining.

### REFERENCES:

1. O. Zaiane and J. Han (1998), "Mining Multimedia Data," CASCON'98: Meeting of Minds, Toronto, Canada, pp 83-96, November.
2. R. Missaoui and R. M. Palenichka (2005), "Effective image and video mining: an overview of model based approaches," In MDM '05: Proceedings of the 6th international workshop on Multimedia data mining, pp. 43–52.

3. Sanjay T. Gandhe, K. T. Talele and Avinash G. Keskar (2007), “Image Mining Using Wavelet Transform”, Knowledge-Based Intelligent Information and Engineering Systems, Springer link book chapter, pp. 797-803.
4. Sabyasachi Pattnaik, Pranab Kumar Das Gupta and Manojranjan Nayak (2008), “Mining images using clustering and data compressing techniques”, International Journal of Information and Communication Technology, vol. 1, no. 2,
5. Petra Perner (2002), “Image mining: issues, framework, a generic tool and its application to medical image diagnosis”, Engineering Applications of Artificial Intelligence, vol. 15, no. 2, pp. 205-216.
6. Lu Kun-Che and Yang Don-Lin (2009), “Image Processing and Image Mining using Decision Trees”, Journal of information science and engineering, vol. 25, no. 4, pp. 989-1003.
7. L. Jaba Sheela and V. Shanthi (2007), “Image Mining Techniques for Classification and Segmentation of Brain MRI Data,” Journal of Theoretical and Applied Information Technology,” vol. 3, no. 4, pp.115-121.
8. Dr.V.P.Eswaramurthy, M.Arthi, “A Survey on Image Mining Techniques”, International Journal of Computer & Organization Trends Volume 12 Number 1 – Sep 2014.
9. Ramadass Sudhir,” A Survey on Image Mining Techniques: Theory and Applications” Computer Engineering and Intelligent Systems www.iiste.org, ISSN 2222-1719 (Paper) ISSN 2222-2863 (Online), Vol 2, No.6, 2011.
10. Ji Zhang, Wynne Hsu, Mong Li Lee, “Image Mining: Issues, Frame Works and Techniques”.
11. Patricia, G. Foschi, “Feature Extraction for Image Mining”.